




Global Webinar on Strengthening Climate Change and Disaster-Related Statistics: Needs, Priorities, and Action

Africa, Latin America and the Caribbean; 10-11 May 2023, 13:00 – 16:00 GMT/UTC

Tanzania's Experience on Compilation of Climate Change Statistics




Prepared and Presented by:
Ruth Davison Minja,
Director of Population Census and Social Statistics
& Chair Person of the EGES-UNSD.



National Bureau of Statistics - NBS

Global Webinar on Strengthening Climate Change and Disaster-Related Statistics: Needs, Priorities, and Action

Tanzania's Experience on Compilation of Climate Change Statistics



Contents

01

An Overview of Climate Change in Tanzania

02

Climate Change Related Policies and Legal Framework in Tanzania

03

Experience on the Global Set of Climate Change Statistics and Indicators

04

Tanzania's Experience on Compilation of Climate Change Statistics

05

Key Challenges

06

Key Recommendations and


07

Conclusions

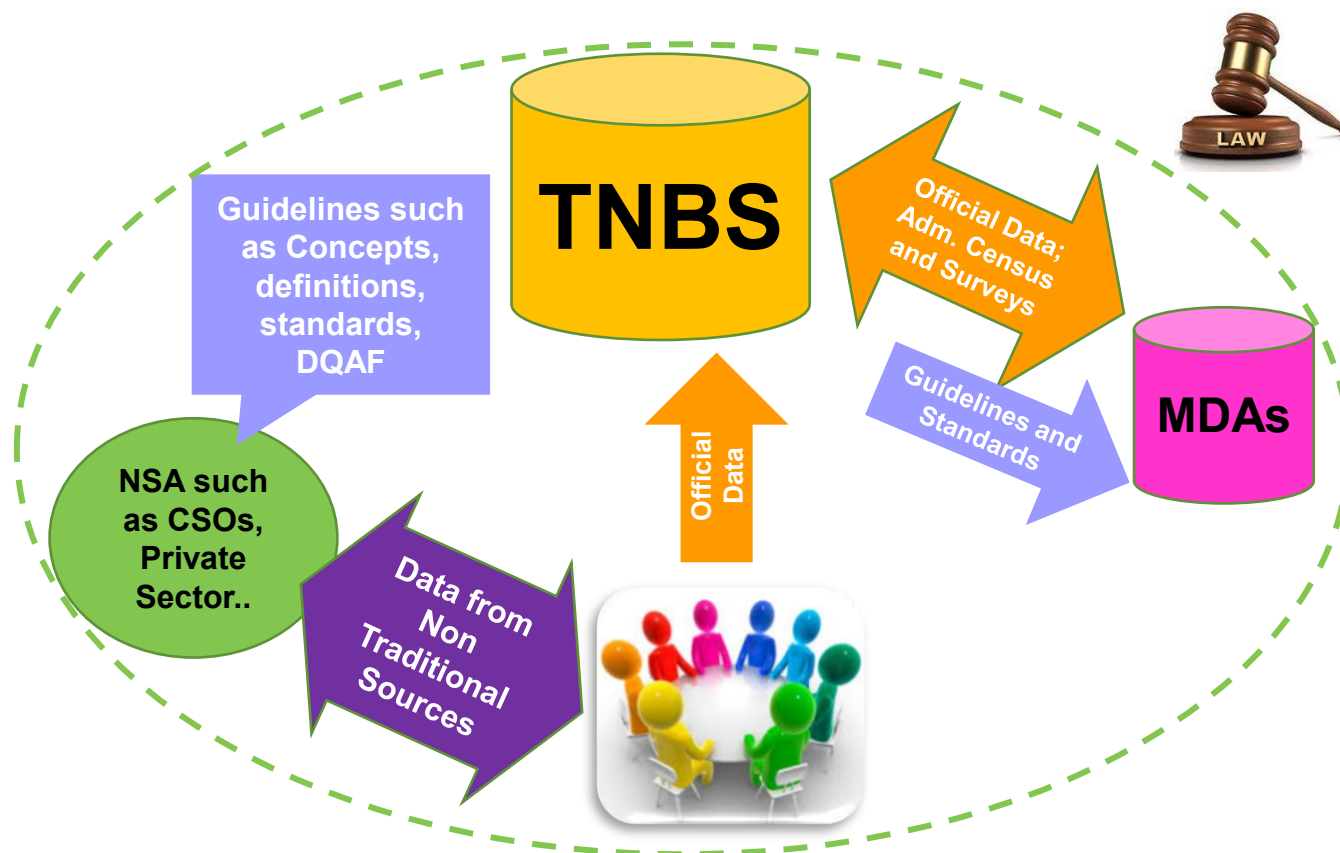


National Bureau of Statistics - NBS

Global Webinar on Strengthening Climate Change and Disaster-Related Statistics: Needs, Priorities, and Action
Tanzania's Experience on Compilation of Climate Change Statistics



1. An Overview of Climate Change in Tanzania



Given the importance of climate change in development process, the reporting in Tanzania is vested under the President's Office.


National Context of Data Ecosystem and the Statistics Act, 2015



National Bureau of Statistics - NBS

Global Webinar on Strengthening Climate Change and Disaster-Related Statistics: Needs, Priorities, and Action

Tanzania's Experience on Compilation of Climate Change Statistics



2 (a). Climate Change Related Policies and Legal Framework


● **Climate Change is an important agenda** in Tanzania's Policies and Legal Frameworks

- Enactment of Statistics Act, 2015 which mandates NBS to produce and coordinate production of Official Statistics within the National Statistical System.
- Tanzania Development Vision 2025 and Five Years National Development Plans
- National Climate Change Strategy, 2012 which guides the integration of climate change into sectoral policies and plans
- National Environment Policy (NEP, 1997) under section 84 and 85
- Environmental Management Act (EMA, 2004) under Article 75 and 74
- Tanzania has ratified and is implementing various Multilateral Environmental Agreements (MEAs)



National Bureau of Statistics - NBS

Global Webinar on Strengthening Climate Change and Disaster-Related Statistics: Needs, Priorities, and Action
Tanzania's Experience on Compilation of Climate Change Statistics



2 (b). National Efforts - Production of Climate Change Statistics

- Tanzania has made a great effort in **promoting production of official statistics including climate change statistics:-**
 - Establishment of **Environment Statistics Department** within the NBS to better coordinate compilation of environment and climate change statistics in the NSS,
 - Establishment of **NTWG** on Environment and Climate Change Statistics
 - Integration of climate change statistics into the five year NSDS
 - Migration from conventional methods to **International Framework for the Development of Environment Statistics (FDES 2013) and ESSAT**,
 - *ESSAT are powerful tools which supports assessment of relevance of indicators, importance, availability, data gaps, data sources and promotes harmonisation of methodologies and avoiding duplication of work in the country.*
 - **Domestication of SDGs** indicators in Tanzania played a big role in promoting production of climate change statistics
 - For the first time, Tanzania added **climate change questions into 2022 Population and Housing Census**



The 2022 Population and Housing Census


Environment/Climate Change related questions used in the **Main Census Questionnaire**

- i. What is the main source of drinking water for this household?
- ii. What is the main source of energy used by this household for cooking?
- iii. What is the main source of energy used by this household for lighting?
- iv. What is the main type of toilet facility used by this household?
- v. How does the household dispose solid waste?
- vi. Which authorities usually collect waste from your household?**
- vii. Does your household usually sort kitchen waste, plastic waste, glass waste, metal waste and electronic waste?**
- viii. What is the main method that is used by your household to dispose E-Waste?**

The 2022 **Population** and Housing Census

Environment/Climate Change related questions used in the **Community Questionnaire**

- i. What is the main source of drinking water used by this facility (Education/Health facilities/Special Centres)?
- ii. What kind of toilet facility do pupils/students/customers usually use?
- iii. How many toilet stances/drop holes used by pupils/students?
- iv. Does this facility have permanent/temporary hand washing facilities?
- v. What is the main source of electricity used by this facility?
- vi. **Which methods used by your health facility to dispose waste?**
- vii. **Does this Hamlet/Mtaa/Shehia have/bordered with the following environment? (River or Stream; Lake; Sea/Ocean; Dam; Forest; Grazing land; Land for Cultivation; National Park/Game Reserve/Reserved Area/Tourism/antiquities)**
- viii. **Does this community have any knowledge about climate change? (Yes or No)**
- ix. **How does the current climate change differ from that of over past 10 years? (Temperature increases; Temperature decreases; Rain increases; Rain decreases; Change in rain seasons; Increased sea level; Increased lake/Dam level ; Increased lake/Dam level; No change)**
- x. **Did this Hamlet/Mtaa/Shehia experience any of the following in the past 5 years? (Drought; Floods; Cyclones; Earthquakes; Landslides)**



THE UNITED REPUBLIC
OF TANZANIA



National Bureau of Statistics - NBS

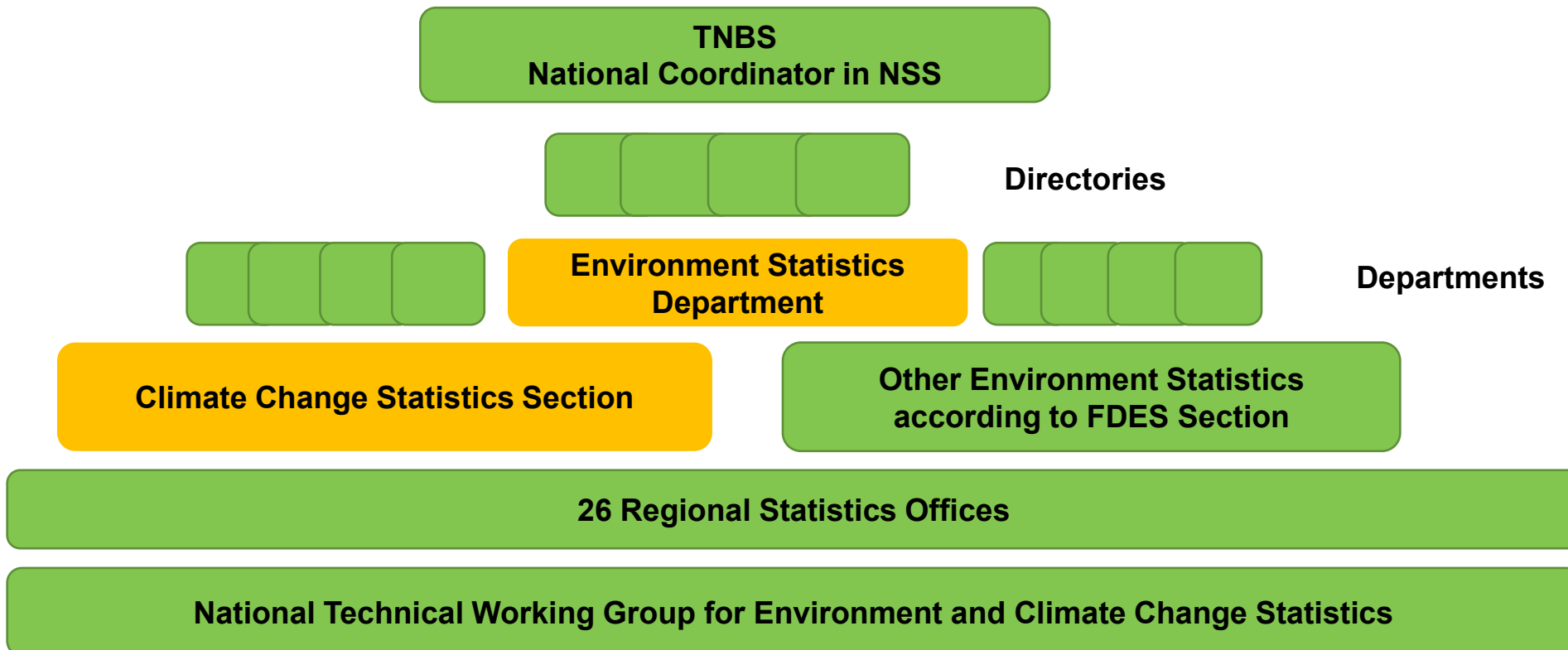
Global Webinar on Strengthening Climate Change and Disaster-Related Statistics: Needs, Priorities, and Action

Tanzania's Experience on Compilation of Climate Change Statistics



2 (b). National Efforts - Production of Climate Change Statistics


● Leveraging on the NBS Organogram:





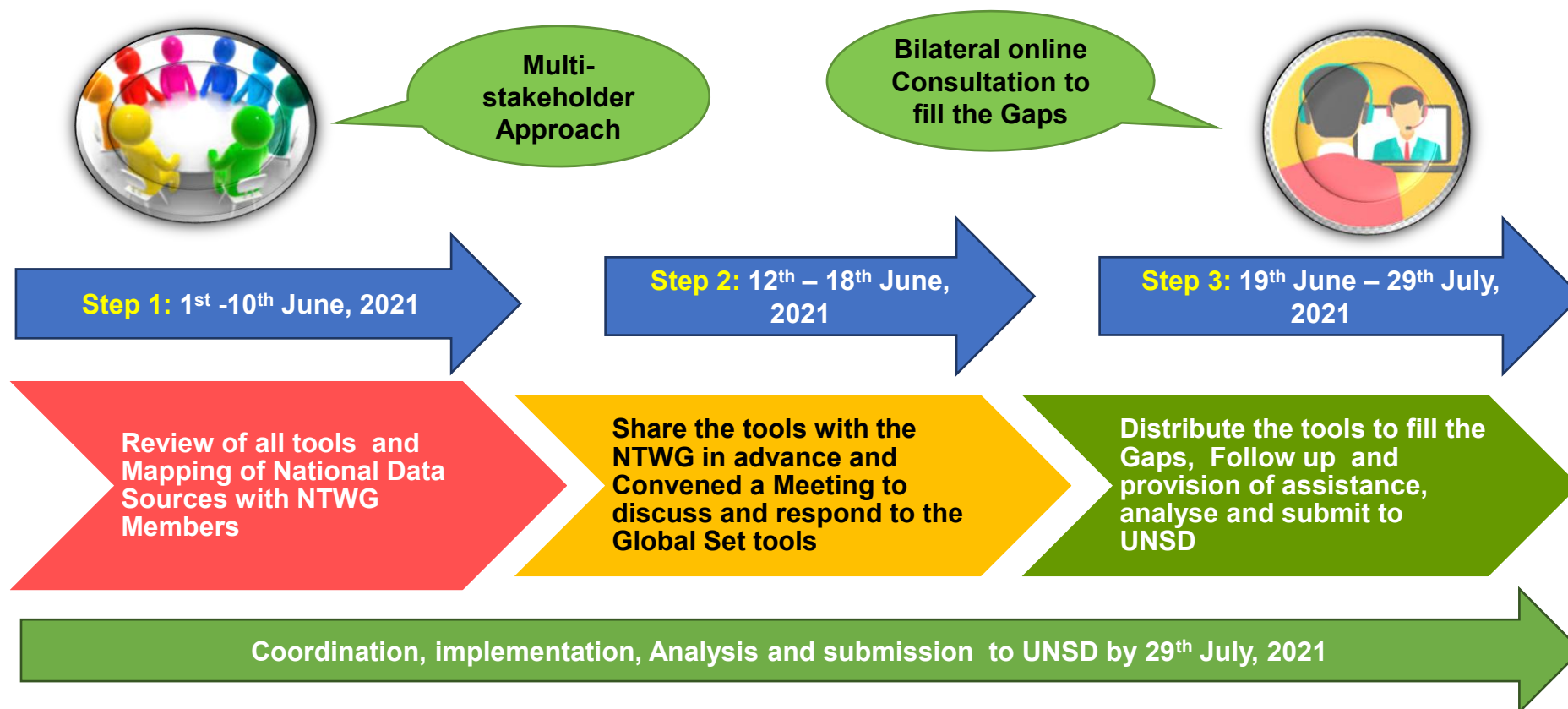
National Bureau of Statistics - NBS

Global Webinar on Strengthening Climate Change and Disaster-Related Statistics: Needs, Priorities, and Action
Tanzania's Experience on Compilation of Climate Change Statistics



3. Experience on the Global Set of Climate Change Statistics and Indicators


Tanzania Participated in the Pilot Study in 2021:





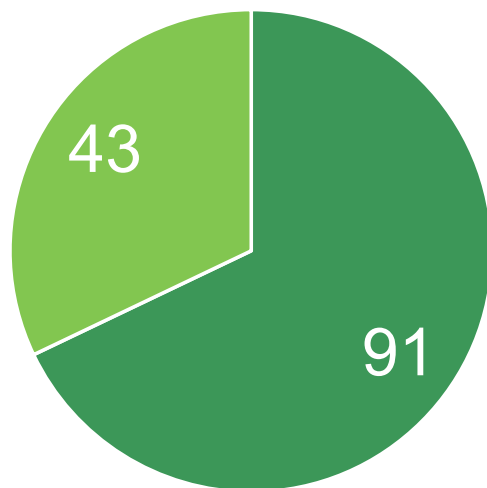
National Bureau of Statistics - NBS

Global Webinar on Strengthening Climate Change and Disaster-Related Statistics: Needs, Priorities, and Action
Tanzania's Experience on Compilation of Climate Change Statistics



3. Experience on the Global Set of Climate Change Statistics and Indicators

91 Indicators out of 134 (68 percent) were relevant at Country Level



■ Relevant ■ Not Relevant

Data Availability for indicators	Number	Percentage
Yes	18	19.8
No	73	80.2
Total	91	100.0

Methodological soundness	Number	Percentage
Yes	20	22.0
No	71	78.0
Total	91	100.0


- ❖ Consultation was very useful to assess the indicators/statistics.
- ❖ Even though data availability was low for many indicators (mostly Tier 3), **91 indicators** were relevant and **data availability is expected to improve over time.**



National Bureau of Statistics - NBS

Global Webinar on Strengthening Climate Change and Disaster-Related Statistics: Needs, Priorities, and Action

Tanzania's Experience on Compilation of Climate Change Statistics



3. Experience on the Global Set of Climate Change Statistics and Indicators


- **Tanzania as a member and Chair of the EGES**
 - Ambassador of using the knowledge gained during preparations of the Global Set to inform production of climate change statistics at country level,
 - Urge countries to use the Global Set of Climate Change Statistics and Indicators adopted by the 53rd session of the STATCOM in 2022 to support the reporting requirements under the Enhanced Transparency Framework and the Global Stocktake of the Paris Agreement
 - Use the Global Set Implementation Guide Developed by UNSD to support
 - Preparations of country specific metadata
 - Mapping of the Global indicators with national policies and priorities
 - Ensure consistence of national data with FDES, UNFCCC, IPCC recommendations to facilitate the reporting of climate change statistics and making of evidence-based decisions.



National Bureau of Statistics - NBS

Global Webinar on Strengthening Climate Change and Disaster-Related Statistics: Needs, Priorities, and Action

Tanzania's Experience on Compilation of Climate Change Statistics



4. Tanzania's Experience on Compilation of Climate Change Statistics

☐ Major Achievements:


- ☐ Preparations of the first **National Environment Statistics Report in 2017** according to FDES 2013
- ☐ Preparations of the first **National Climate Change Statistics Report** in 2019
- ☐ Tanzania as **current chair of the UNSD** Expert Group on Env. Stats (EGES) was actively involved in the development of the Global Set of Climate Change Statistics and Indicators



National Bureau of Statistics - NBS

Global Webinar on Strengthening Climate Change and Disaster-Related Statistics: Needs, Priorities, and Action

Tanzania's Experience on Compilation of Climate Change Statistics



4. Tanzania's Experience on Compilation of Climate Change Statistics


- ❑ **Collaboration between NBS and VPO:**
 - ❑ **VPO is a member** of the National Technical Working Group on environment and climate change statistics
 - ❑ NBS supports **coordination for data availability** to support VPO to prepare GHGs inventory report
 - ❑ **The NESR 2017** contributed significantly to the development of 2018 National GHGs inventory report according to the **IPCC Framework** recommendations in the FDES, 2013
 - ❑ **For instance:** Energy statistics, Agriculture, LULUCF and Waste statistics



National Bureau of Statistics - NBS

Global Webinar on Strengthening Climate Change and Disaster-Related Statistics: Needs, Priorities, and Action

Tanzania's Experience on Compilation of Climate Change Statistics



4. Tanzania's Experience on Compilation of Climate Change Statistics

- ❑ **Collaboration between NBS and VPO:**
 - ❑ Other data sources includes data from **census, surveys and administrative records** compiled and disseminated by NBS and Ministries, Department and Agencies
 - ❑ NBS is working towards enhancing data availability for other IPCC areas such as data to inform the impacts, vulnerability, adaptation through **specialized surveys**
 - ❑ NBS will consistently include climate related questions in the **PHC and Surveys** on various topics including collection of information to support awareness raising about the climate change and to seek public opinions



National Bureau of Statistics - NBS

Global Webinar on Strengthening Climate Change and Disaster-Related Statistics: Needs, Priorities, and Action

Tanzania's Experience on Compilation of Climate Change Statistics



4. Tanzania's Experience on Compilation of Climate Change Statistics

Operational Considerations

Use of the knowledge gained in the process of developing the Global Set of Climate Change Indicators to support the country process

Training of the NTWG on key areas, concepts and definitions of climate change and **Stakeholders' workshops**

Consultants can speed the process and build capacity specifically indicators under Tier 3 of the Global Set (Tanzania received GIZ Support during preparations of her first environment report... **More collaborations from GIZ or other partners are welcomed**)

National Technical Working Group on Environment and Climate Change Statistics

1. Rationale and Gaps Assessment

2. Preparatory Activities and Coordination

3. Data collection and Processing

4. Report Writing and Dissemination


Road Map of Preparations of the National Climate Change Statistics Reports



National Bureau of Statistics - NBS

Global Webinar on Strengthening Climate Change and Disaster-Related Statistics: Needs, Priorities, and Action

Tanzania's Experience on Compilation of Climate Change Statistics



5. Key Challenges


- Accessibility of climate data (who has what, availability etc);
- Data gaps
- Inadequate frequency of data collection and coverage
- Lack of independent climate change policy;
- Inadequate capacity for production and harmonization of climate data;
- Duplication of work and inadequate quality;
- Lack of awareness and knowledge about ongoing climate related processes and;
- Financial constraints



National Bureau of Statistics - NBS

Global Webinar on Strengthening Climate Change and Disaster-Related Statistics: Needs, Priorities, and Action

Tanzania's Experience on Compilation of Climate Change Statistics




6. Key Recommendations

- Countries to consider using the Global Set of Climate Change Statistics and Indicators which are in line with the FDES and IPCC-based framework as a guide in development of their national level indicators
- Countries to use the recently published UNSD *Implementation Guidelines* for the Global Set and the *Climate Change Statistics and Indicators Self-Assessment Tool (CISAT)*
- Countries seek support for capacity development through funding mechanisms such as Green Climate Fund, Global Environment Facility and bilateral donors
- Partnership between NSO and the key stakeholders within the NSS is the key element to a success compilation of Climate Change Statistics Reports
- Establishment of MoU for data sharing could support timely data submissions to NSO and enhance data exchange with climate change reporting authority to UNFCCC
- Establishment of a separate Climate Change Policy could be an important tool to facilitate more direct or effective climate change actions



National Bureau of Statistics - NBS

Global Webinar on Strengthening Climate Change and Disaster-Related Statistics: Needs, Priorities, and Action
Tanzania's Experience on Compilation of Climate Change Statistics



6. Key Recommendations


- It is important for countries to strengthen synergies with UNSD, UNFCCC to support the policy/statistics interface at the national level and encourage involvement of NSOs in data provision to UNFCCC;
- Leverage on existing statistical infrastructure managed by NSO to
 - Enhance climate change reporting activities
 - Effective use of Regional/Zonal Statistics Offices
 - Statistics Sector Working groups: energy, waste, agriculture etc
- Establishment of Climate Change Statistics Committee with members from within and outside the government
- Countries to consider introducing climate change questions in Population and Housing Census; and
- Countries should consider **to use and domesticate the Global Set of Climate Change Statistics and Indicators** to promote harmonization





National Bureau of Statistics - NBS

Global Webinar on Strengthening Climate Change and Disaster-Related Statistics: Needs, Priorities, and Action

Tanzania's Experience on Compilation of Climate Change Statistics



7. Conclusions

-  Climate Change Statistics are fundamental to improve the **evidence-base of climate policy makings** and to enable a **well-designed response** according to the IPCC framework.
-  Tanzania appreciates the work of the EGES in the development of the **Global Set of Climate Change Statistics and Indicators, the Implementation Guidelines and the CISAT**.
 - *The Global Set is very useful in identification of the scope and coverage of climate change statistics at country level. It facilitates the process of understanding what to measure in this emerging area of statistics and how to measure it.*

Asante!
Thank you!
Q&A

